



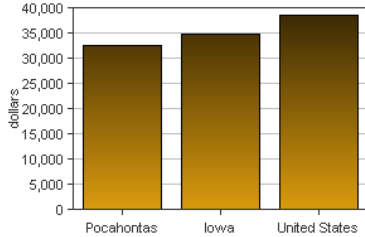
Pocahontas, Iowa

Pocahontas is one of 99 counties in Iowa. It is not part of a Metropolitan Area. Its 2007 population of 7,666 ranked 88th in the state.

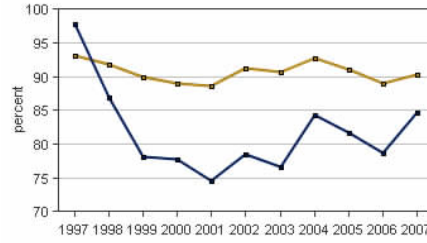
PER CAPITA PERSONAL INCOME

In 2007 Pocahontas had a per capita personal income (PCPI) of \$32,699. This PCPI ranked 49th in the state and was 94 percent of the state average, \$34,916, and 85 percent of the national average, \$38,615. The 2007 PCPI reflected an increase of 12.8 percent from 2006. The 2006-2007 state change was 6.6 percent and the national change was 4.9 percent. In 1997 the PCPI of Pocahontas was \$24,766 and ranked 11th in the state. The 1997-2007 average annual growth rate of PCPI was 2.8 percent. The average annual growth rate for the state was 4.0 percent and for the nation was 4.3 percent.

Per Capita Personal Income, 2007



Per Capita Income as a Percent of the United States, 2007



Iowa Pocahontas

TOTAL PERSONAL INCOME

| | 2006-07 percent change | 1997-2007 AAGR |
|------------|------------------------|----------------|
| Pocahontas | 12.6 % | 1.3 % |
| Iowa | 7.2 % | 4.3 % |
| U.S. | 6.0 % | 5.4 % |

AAGR: average annual growth rate

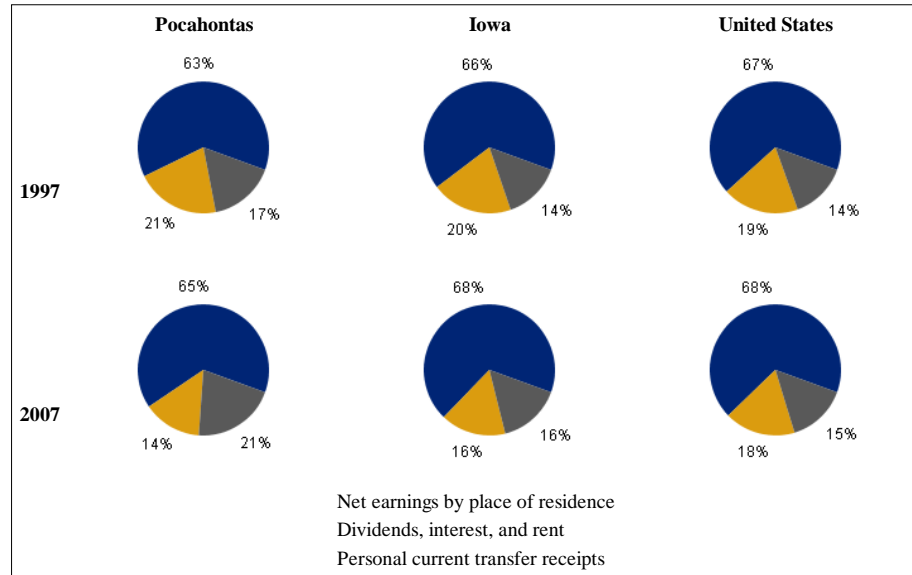
In 2007 Pocahontas had a total personal income (TPI) of \$250,667*. This TPI ranked 87th in the state and accounted for 0.2 percent of the state total. In 1997 the TPI of Pocahontas was \$219,523* and ranked 81st in the state.

*Note: Total personal income estimates are in thousands of dollars, not adjusted for inflation.

COMPONENTS OF TOTAL PERSONAL INCOME

Total personal income includes net earnings by place of residence; dividends, interest, and rent; and personal current transfer receipts received by the residents of Pocahontas.

Percent Contribution to Total Personal Income



| | 2006-2007 percent change | | |
|------------------------------------|--------------------------|-------|-------|
| | Pocahontas | Iowa | U.S. |
| Net earnings | 17.7 % | 7.3 % | 5.0 % |
| Dividends, interest, and rent | 5.9 % | 9.5 % | 9.2 % |
| Personal current transfer receipts | 2.8 % | 4.8 % | 6.9 % |

| | 1997-2007 average annual growth rate | | |
|------------------------------------|--------------------------------------|-------|-------|
| | Pocahontas | Iowa | U.S. |
| Net earnings | 1.7 % | 4.7 % | 5.4 % |
| Dividends, interest, and rent | -2.3 % | 2.0 % | 4.5 % |
| Personal current transfer receipts | 3.5 % | 5.5 % | 6.1 % |